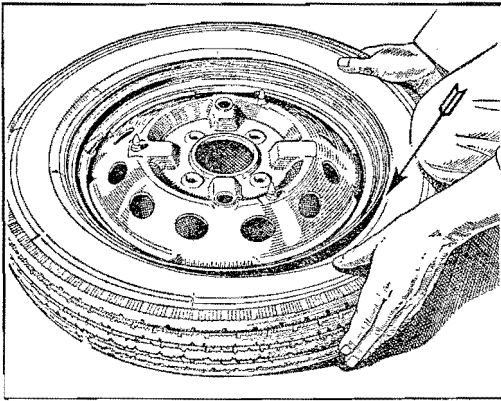


WHEELS AND TYRES


Removing Tyres Replacing Tyres • Tyre Balance



REMOVING TYRES—continued


Starting at the valve, lever the edge of the cover over the rim of the wheel. Push valve through the hole in the rim and pull out the tube.

Do not use force in attempting to stretch the edges of the tyre over the rim as this may damage the tyre or break the wire fitted in the bead.



REPLACING TYRES

Refit the tube to the cover, replace the valve parts and put a little air into the tube. Fit the cover, starting opposite the valve and pushing it well into the well base; finish at the valve and fully inflate the tube.



TYRE BALANCE

The spots on the tube should be fitted against those on the cover. In tubeless tyres, the spots should be at the valve position.